



8600 HORIZONTAL SLIDER



*IMPACT &
Non-Impact*

Certified To Meet or Exceed Expectations
All CWD vinyl windows are AAMA and NFRC certified, and are compliant with ENERGY STAR® and Green Building standards when ordered with LoE 366. The features listed throughout this brochure helps satisfy LEED™ credits.

• Also has HVHZ approvals



CWD vinyl windows are available in two easy-to-clean colors: White and Two-Tone Bronze
Also available with special order only: Solid Adobe, Two-Tone Brick Red and Two-Tone Forest Green

MIKRON®

Quality Extruded Products
a Quanex Building Products company



EPIC Series Wind-Pact Plus Large Missile Impact Windows

- Provide a greater level of safety and security
- Reduce danger of flying or falling glass
- Resist forced entry
- Dampen unwanted outside sounds
- **Additional testing is ongoing**
- **Check for the size and DP you need**
- **Tested to Miami-Dade County, Florida and ASTM specifications for impact**
- Available with energy efficient LoE² & LoE³ Glass
- **CWD offers Cardinal NEAT® low maintenance glass which reduces the need to clean the glass**



For more pictures of CWD's EPIC Series visit <http://www.cws.cc/epic> or use the QR code to the right.

Custom
WINDOWS & DOORS
1900 SW 44th Avenue
Ocala, Florida 34474
WWW.CWS.CC

Your Authorized Custom Windows & Doors Dealer:

The perfect **Condo** *replacement window from top to bottom!*

EPIC SERIES

WHY SHOULD YOU GO EPIC WITH YOUR NEXT PROJECT?



8500 SERIES — SINGLE HUNG

Heavy duty 4 5/16" frame depth with 3" from flange to interior

Welded frame and sash corners for strength and water resistance

Heavy duty spiral Ultralift® sash balances for durability and easy, smooth operation

Double action self-locking sash locks for added security

Continuous integral lift handle on top and bottom rails for fingertip ease of operation

Vinyl extrusions are impact and corrosion resistant

**UP TO A 90DP
CAN BE INSTALLED
FROM INSIDE**



Removable fixed lite

1 1/8" overall insulated glass for superior UV and thermal protection against heat gain and heat loss

Weather stripped interlock with dual seal sash to frame, creates a positive seal keeping out harsh elements

Externally glazed for better air and water performance

Exterior beveled frame for architectural style

Covered weep holes in sill control water penetration and drainage

Sealed multi-hollow extrusion for strength and energy efficiency

Extruded Florida flange on all frame types

8600 SERIES — HORIZONTAL SLIDER

Externally glazed for better air and water performance

1 1/8" overall insulated glass for superior UV and thermal protection against heat gain and heat loss

Weather stripped interlock with dual seal sash to frame, creates a positive seal keeping out harsh elements

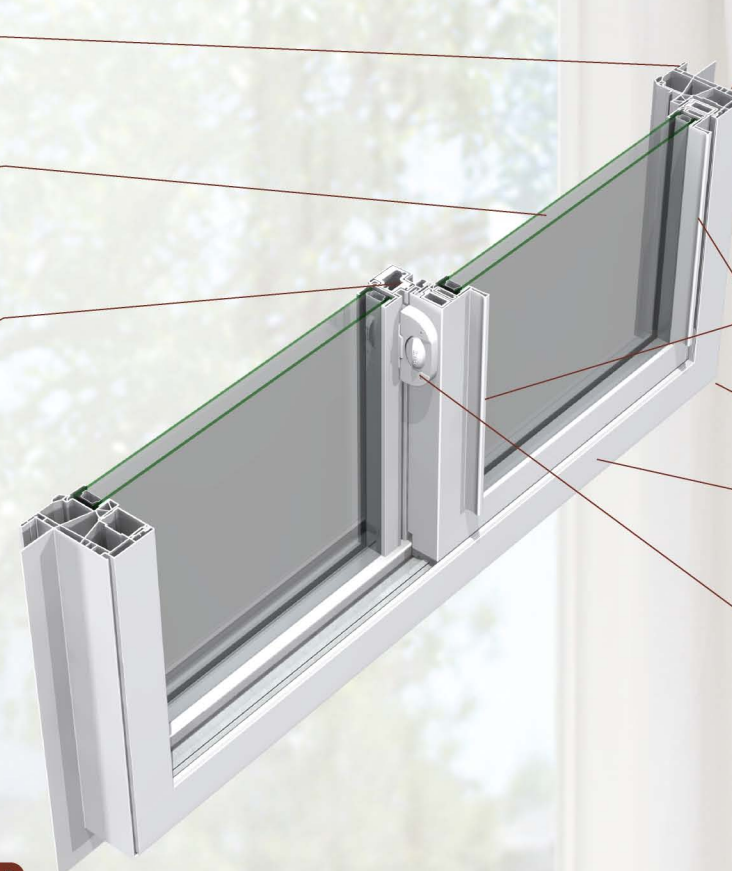
Removable fixed lite

Exterior beveled frame for architectural style

Covered weep holes in sill control water penetration and drainage

Extruded Florida flange on all frame types

**UP TO A 120DP
CAN BE INSTALLED
FROM INSIDE**



Heavy duty 4 5/16" frame depth with 3" from flange to interior

Sealed multi-hollow extrusion for strength and energy efficiency

Continuous integral lift-handle on side rails for fingertip ease of operation

Welded frame and sash corners

Vinyl extrusions are impact and corrosion resistant

Double action self-locking sash locks for added security

Needle bearing rollers for easy gliding sash

8550 SERIES — PICTURE WINDOW



Externally glazed frame for better air and water performance

Sealed multi-hollow extrusion for strength and energy efficiency

Exterior beveled frame for architectural style

Covered weep holes in sill control water penetration and drainage

Extruded Florida flange on all frame types

UP TO A 90DP

Heavy duty 4 5/16" frame depth with 3" from flange to interior

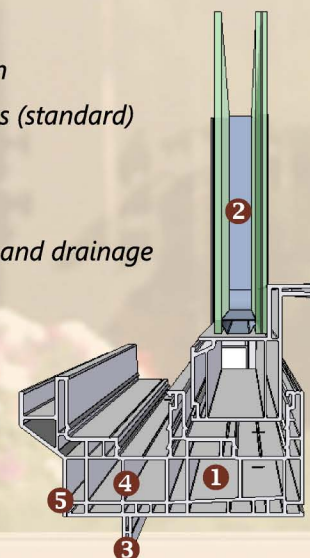
Welded frame and sash corners for strength and water resistance

1 1/8" overall insulated glass for superior UV and thermal protection against heat gain and heat loss.


Vinyl extrusions are impact and corrosion resistant

Advanced Design and Engineering

- 1) Multiple hollow chambers for strength and insulation
- 2) Dual-pane insulated glass with double-strength glass (standard)
- 3) Extruded Florida flange on all frame types
- 4) Thick vinyl walls for added structural integrity
- 5) Covered weep holes in sill control water penetration and drainage



CWD Vinyl Is More Opaque To Protect Against Harmful Ultraviolet Light



CWD vinyl is more opaque and allows less harmful ultraviolet light penetration.

Other vinyl allows too much harmful ultraviolet light to penetrate.

Watch Out For Impostors

CWD uses color-stabilized vinyl to prevent discoloration and keep your windows looking new. Vinyl windows of lesser quality may start out white but can end up looking dingy and discolored after normal exposure to the elements.



Competitive vinyl salvaged from lesser quality windows that were replaced. Photo not altered.